


2010 Annual School Report Newport Public School

NSW Public Schools – Leading the way



Messages

Principal's message

It is with great pleasure that I present the 2010 Annual School Report for Newport Public School. Throughout 2010 we have continued to offer a diverse range of opportunities to nurture a special place in the sun for every child to shine.

Newport Public School continues to provide the highest quality education for all students, delivering an extensive curriculum focusing on developing skills in literacy, numeracy and technology. Our highly qualified and dedicated teachers worked to bring out the best in every child through quality teaching and learning programs delivered in stimulating and supportive learning environments. Specialist support programs assisted students experiencing difficulty with their learning, whilst experienced staff provided enrichment and extension for our high achieving students.

Newport Public School also continues its proud tradition of excellence in both cultural and sporting areas. Our extensive Music Program showcased the musical talents of our students. The Newport Dance Program enabled talented dancers to perform at local, regional and state dance festivals. Our proud history of sporting achievement continued with extensive sporting opportunities for children, supported by skilled staff and dedicated parents and resulting in numerous state and national titles.

During 2010, the school was fortunate to receive through the Building the Education Revolution (BER) program, a new library and three new classrooms. The old library building is being refurbished to provide two new learning spaces for our school. Alongside this work our P&C has also funded the installation of new pin boards and blinds in classrooms. These improvements have greatly enhanced our students' learning environments.

This report highlights our achievements over the past year and targets specific areas for further development. I certify that the information in this report is the result of a rigorous school self-evaluation process and is a balanced and genuine account of the school's achievements and areas for development.

Margaret Charlton
Principal

P & C and/or School Council message

Newport School Council and Parents and Citizens Association had another busy year in 2010. These groups have continued to provide a valuable forum for parents to discuss issues concerning their child's school and to gain a valuable insight into the operation of the school.

The school community worked hard on fundraising, working bees, classroom activities, garden club and the canteen among many other activities. Without the enthusiasm and hard work of all of our school families, the P&C Association would not be able to operate as effectively.

During 2010, the P&C Association was able to continue its funding of programs to support the learning of students across the school, with \$39000 allocated to literacy and numeracy programs for students experiencing difficulty with learning and to support gifted and talented students. Funds were also allocated to support the operation of the school, with a further \$17,700 to complete the purchase of copier machines. The P&C was also able to support the music program with \$5000.

With the completion at the end of 2010 of the BER project (along with the completion in May of the Capital Works Project) the P&C was able to make significant contributions to the outfitting of those buildings (along with improvements to our existing school buildings) from the Building Fund. The P&C decided to wind up the Building Fund and instead establish a Technology Levy to support one of the school's key priorities in the next few years. We are all excited at the wonderful new facilities which our children now enjoy and recognize the hard work of many people who have contributed to them.

2010 also saw us farewell our longtime President, Sue Logan. Her contribution to the school community was immeasurable. She will be greatly missed! We look forward to a busy 2011 and thank the school community for its ongoing support.

Jason Ramsay
P&C President

Student representative's message

This year our Newport Student Parliament discussed issues that concerned us as well as ways we can improve our school. Students would put forward a motion for us to discuss and all of Year Six would vote to accept or reject.

We ran fundraising in Term 1 to raise money for a little village in Vietnam. This money was sent to them and hopefully their living standards have improved. We also suggested different themes for our mufti days to support different charities. Our major charities for 2010 were Stewart House and NepCam.

The Ministers met with Ms Charlton to discuss ways we could improve our school. Some of the things that we did were we planted trees down the back, and we put up a bike shed. We also provided more bins on the playground.

During the year we were involved in many programs that helped us to develop our leadership skills. The School Captains and Vice Captains took part in the Peninsula Community of Schools Leadership Program, which ran every week for Term 1. The captains also went to the Leadership Camp at Collaroy. Our Ministers and House Captains went to the Young Leaders' Day at the Entertainment Centre. All these programs helped us to be better leaders at our school. 2010 was a great year for all of us to finish the fantastic time we have had at Newport.

Sophie Elliot and Saxon Witton
School Captains

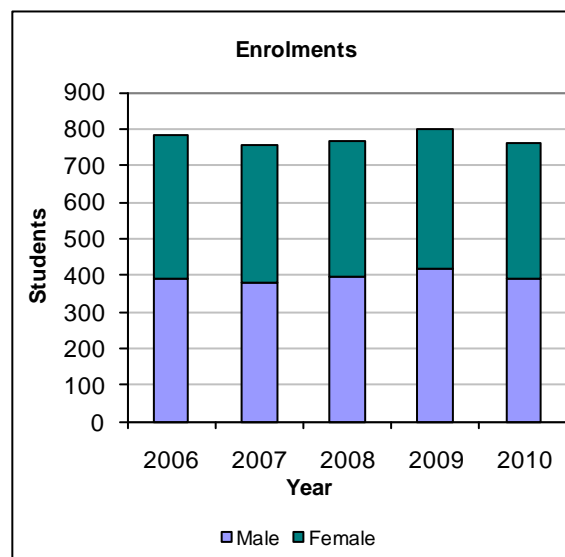


School context

Student information

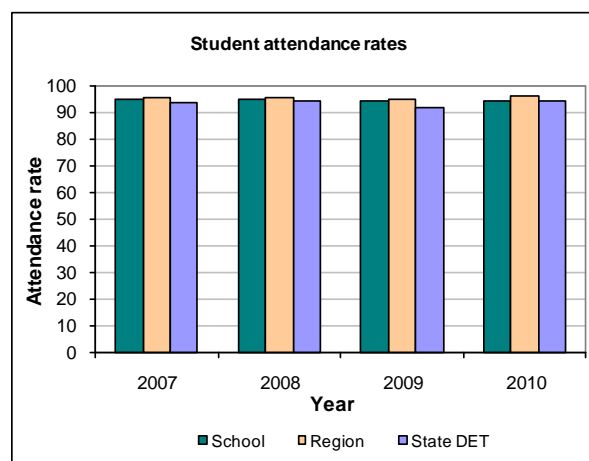
Student enrolment profile

During 2010 our enrolments decreased slightly, with 762 students enrolled. There was some student mobility through the year.



Student attendance profile

Student attendance rates remain higher than state averages and very close to regional averages. We will continue to encourage full attendance.



Class sizes

In March 2003 the Government announced its commitment to publish primary class sizes in annual school reports in order to provide parents with as much local information as possible.

The following table shows our class sizes as reported at the 2010 class size audit conducted on Wednesday 17 March 2010.

Roll Class	Year	Total per Year	Total in Class
KDD	K	23	23
KDF	K	22	22
KGS	K	22	22
KJF	K	23	23
KJG	K	22	22
1BG	1	26	26
1EE	1	25	25
1SF	1	24	24
1TD	1	24	24
1/2JP	1	15	25
1/2JP	2	10	25
2SN	2	25	25
2IH	2	26	26
2JJ	2	25	25
2KH	2	26	26
3TA	3	28	28
3KK	3	29	29
3SN	3	29	29
3/4DD	3	16	26
3/4DD	4	10	26
4LL	4	28	28
4IW	4	27	27
4TR	4	26	26
4/5LC	4	13	24
4/5LC	5	11	24
5GB	5	29	29
5PA	5	28	28
5SC	5	28	28
6SA	6	26	26
5WW	5	27	27
6AH	6	28	28
6EA	6	28	28
6GM	6	27	27

Staff information

Our dedicated and caring staff consists of highly skilled and committed professionals, who cater for the varied needs of our students.

Staff establishment

Position	Number
Principal	1
Deputy Principal(s)	2
Assistant Principal(s)	4
Classroom Teachers	27.644
Teacher of Reading Recovery	0.42
Support Teacher Learning Assistance	0.2
Teacher Librarian	1.2
Counsellor	0.5
School Administrative & Support Staff	4.872
Total	41.836

Teacher qualifications

All teaching staff meet the professional requirements for teaching in NSW public schools.

Qualifications	% of staff
Degree or Diploma	100
Postgraduate	26.6

Financial summary

This summary covers funds for operating costs and does not involve expenditure areas such as permanent salaries, building and major maintenance.

Date of financial summary:	30/11/2010
Income	\$
Balance brought forward	274 785.83
Global funds	378 756.52
Tied funds	87 600.71
School & community sources	485 480.07
Interest	17 459.80
Trust receipts	234 264.31
Canteen	0.00
Total income	1 478 347.24
Expenditure	
Teaching & learning	
Key learning areas	184 511.64
Excursions	125 363.12
Extracurricular dissections	130 000.44
Library	12 934.02
Training & development	18 229.19
Tied funds	102 795.81
Casual relief teachers	97 857.59
Administration & office	85 495.59
School-operated canteen	0.00
Utilities	53 669.46
Maintenance	31 460.88
Trust accounts	207 230.57
Capital programs	34 406.00
Total expenditure	1 083 954.31
Balance carried forward	394 392.93

The school budget is presented to our School Council and P&C Association at the beginning of each year, and is closely monitored throughout the year. In 2010, expenditure and income were generally kept close to budget. Student learning programs were the major focus for spending.

A full copy of the school's 2010 financial statement is tabled at the annual general meetings of the School Council and the P&C Association. Further details concerning the statement can be obtained by contacting the school.

School performance 2010

Achievements

Music Program

A highly successful instrumental music program provided many opportunities for our talented musicians. Our Strings program is comprised of Violin groups of students from Years 1 and 2 as well as a String Orchestra. The wind program has three bands; Training, Concert and Performance Bands. This year all of our ensembles performed at school and community events. In May, all members of the ensembles participated in the Music Camp at The Collaroy Centre. The culmination of the camp was a Grand Finale in which all musicians were represented.



Music Camp Grand Finale

This year the String Orchestra, Concert Band and Performance Band competed in instrumental competitions. The Concert Band achieved bronze at the Yamaha Music Festival. The Performance Band achieved a gold award at the Yamaha Music Festival, a bronze at the NSW School Band Festival and participated in the Ryde Eisteddfod. Our violinists in the String Orchestra achieved a gold award at the Yamaha Music Festival and performed at the Ryde Eisteddfod. In December the culmination of the year was our Twilight Concert and again the musicians showcased their talents in instrumental music. 2010 was another successful year for the wonderful musicians of Newport.

Dance

This year 160 children participated in the school Dance Program. The children rehearsed throughout the year in seven performance groups that catered for varying abilities. Three groups performed at the Sydney North Dance Festival; Year 2 Walkin' My Baby Back Home, Year 3 and 4 Feline Frenzy and Year 6 Brazil 66. Our Feline

Frenzy performance group was selected for inclusion in the State Dance Festival. Three students; Lucy McLean, Emma Kuhl and Emily Cronan, performed in the Regional Dance Ensemble at the Sydney North and State Dance festivals. Four groups; Year 2, Year 3 and 4, Year 6 and a Junior Boys group performed at the Peninsula Community of Schools Music Festival held at Barrenjoey High School. Fifteen students from Years 5 and 6 performed as part of the Schools Spectacular.

The Dance Program continues to be enthusiastically supported by Sue Brandenburg, Sandra Nicol, Donna Dias and a wonderful group of staff and parents. This year we said farewell to Wendy Maclean, who has contributed to dance at Newport for many years. We have seen our dancers perform in so many of her fabulous costume creations. She will be greatly missed.



Feline Frenzy performs at Newport Open Day

Choir

Our three choirs had a very busy year with many wonderful performances. The Performance choir participated in the Choral Festival of Music at the Sydney Opera House; a wonderful experience. The choir was also fortunate to be selected to perform as part of the Schools Spectacular Combined Choir at the Sydney Entertainment Centre. This talented group also delighted audiences at the Newport Open Day and the official opening of our new classrooms. The Peninsula Community of Schools Music Festival was held at Barrenjoey High School. Newport once again was a major contributor to this festival. Our Junior Choir and Senior Choir performed alongside ten other Primary Schools, singing songs with a fantasy and make-believe theme. Well done to all the choir members. Thank you to Tamara Ruli, Jennie Goodall, Brian Franki and Donna Dias for the many hours spent rehearsing.

Chess

The Newport Public School Chess Club offered a variety of opportunities for children to involve themselves, at a social and competition level. This year students have enjoyed social chess at lunchtimes, played in teams and entered a number of tournaments. In 2010 Newport A Team was co-winner of the Championship division of the NSW Junior Chess League's Ten Week Tournament. Our junior team, comprising students from Kindergarten to Year 3, also won the junior division of the same contest. Our targeted Kindergarten program continues to encourage strong and eager competition chess players. Thank you Mark Tickle and Edson Ortiz for your continued support.

Drama

Two enthusiastic young drama groups performed at NIDA in the Arts North Drama Festival. Both groups presented lively and colourful pieces adapted from well loved classic children's literature. Year 1 performed 'Spider Therapy', an adapted version of Davis Kirk's 'Miss Spider's Tea Party', focusing on themes of bullying and acceptance of differences. The Year 3 and 4 group gave a stunning rendition of Mem Fox's 'Sail Away'. The audience enjoyed the dazzle of sparkling fire flies, dancing spiders and a host of funny Aussie animal friends. Many thanks to Julie Parker, Bronwyn Green, Brian Franki and Jenny Falconer for their support of our drama program.



Spider Therapy

Young Achievers

Every year Newport Public School runs a variety of Young Achiever programs. In 2010, Young Musicians, Young Communicators, Young Writers and Young Artists programs were held. The Young Communicators culminated in student performances from Kindergarten to Year 6. Our Young Musicians Concert concluded with a fabulous performance for the school community. The Young Artists program finished the year with an art display in the hall showcasing our talented

young artists. Our Young Writers Award acknowledged students achievements in writing by publishing an outstanding piece of work each week in our school newsletter 'The Natter'. These programs gave the opportunity for many of our students to shine and show their wonderful talents.

Visual Arts

In 2010 Newport students had many artistic opportunities and participated in a variety of Art competitions. These competitions included: Operation Art Competition, Warriewood Centro Artwork display and the Community Art Fest Competition. Children participated as individuals or group entries. Many of our students were highly commended or won prizes in these competitions. A number of students also participated in a GATS Visual Arts workshop for three days.

Due to the success of last years Young Artist Showcase, students used artworks created by famous artists as inspiration. The children then painted their own version of the famous painting. The quality of work produced for the display was outstanding.



Tournament of Minds

This year our Tournament of Minds team won the Northern Region competition and represented Newport Public School at the State competition. It was a wonderful opportunity for students with a passion for learning and problem solving to demonstrate their skills and talents in a unique and exciting way. The team of four Year 6 students and three Year 5 students tackled the Applied Technology problem which required them to find a lost ancient city using a variety of media clues. The team then created a 10 minute DVD presentation describing their journey of discovery and the anthropology of the city in question. Everyone was very impressed with the quality of the research, costume making and DVD creation.

Multicultural Speaking Competition

Four students from Years 3 to 6 represented Newport Public school in this state wide public speaking competition this year. Participants prepared a speech based on a multicultural theme as well as delivering an impromptu speech. All our students were wonderful representatives for our school, gaining a great deal of confidence in the fine art of public speaking.

Sport

Sport is a highly valued component of the curriculum at Newport Public School. The value of an active and healthy lifestyle has been promoted through a wide range of sporting and leisure opportunities available at the school.

In 2010 our students had many wonderful sporting achievements, making us all very proud.

Carnivals

- We had excellent levels of participation from students in swimming, cross country and athletics school carnivals.
- Newport Public School was the Pittwater Zone Swimming Champion School, in both Point Score and Handicap categories. Cody Adam was named outstanding swimmer of the carnival.
- Newport was also the Pittwater Zone Cross Country Champion School, in both Point Score and Handicap categories.
- At the Zone Athletics Carnival, Newport PS was runner up. Imogen Simonek was named outstanding athlete of the carnival.



K-2 Sports Carnival

School Representation

- Seventeen students represented Sydney North Area at State carnivals.

- Kate Farrugia (netball and softball), Kristie Edwards (athletics) and Georgette Randall (Touch) represented NSW in national competitions. Kate in softball and Kristie in athletics are national champions.
- Newport entered teams in rugby union, softball, netball, cricket, soccer and touch football knockout competitions.
- The Newport PSSA Rugby Knockout Team was the winner of the state knockout competition for the second year running.
- Our Newport PSSA Girls Cricket Knockout Team came second in the state knockout competition.

Primary Schools Sports Association PSSA

- Students enthusiastically participated in a wide range of PSSA team sports every Friday, including softball, cricket, eagle tag, netball, rugby league, soccer and eagle tag.
- Throughout the year, 18 of our 24 Friday PSSA teams were Pittwater Zone Champions.
- Newport Public School was Zone Champion, winning the overall point score shields, for the Spring, Summer and Netball competitions.

Gala Days

- This year Newport participated in Gala Days for netball, rugby union, rugby league and soccer.
- The Junior Girls Netball and Senior Boys Rugby League teams were winners of the Combined Zone Gala Day.

Sailing

- Sixty students from Year 4 to Year 6, including beginner to intermediate sailors, participated in the Learn to Sail Program in Terms 1 and 2. The program runs as part of our Friday school sports program.



School sailing on Pittwater

- Our young sailors are introduced to the rudiments of sailing in dinghies. At the end of the season the Pittwater Regatta is held to provide our advanced sailors with the opportunity to compete in a friendly competition. The Pittwater Cup is awarded to the winning school.

Snowsports

- 2010 was Newport Public School's 10th consecutive year of participation in the Interschool Snow Sports Competition. The Newport Snowsports Team competed at the regional, state and national Interschool titles.
- For the fifth consecutive year our boys snowboarders were awarded Regional Champions. The same group of boys also won back their State Title Champion School Award.
- At the Australian Titles various teams won six national events in both skiing and snowboarding. Newport Public School finished third overall in the co-ed primary school division. Newport also entered the largest snowboarding team at the Australian titles.



Newport Snowboarders

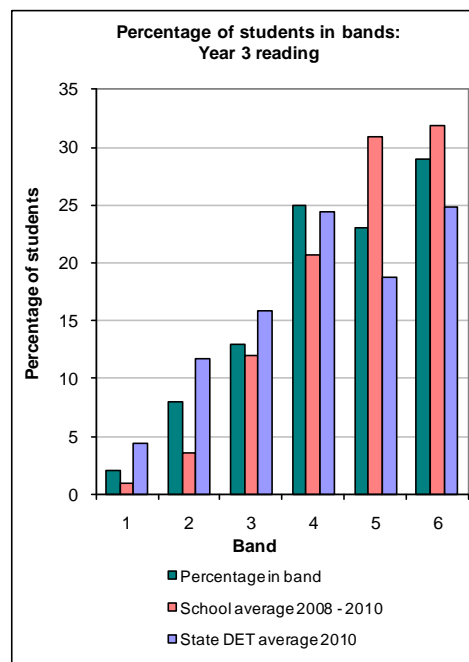
Academic

In the National Assessment Program, the results across the Years 3, 5, 7 and 9 literacy and numeracy assessments are reported on a scale from Band 1 (lowest) to Band 10 (highest).

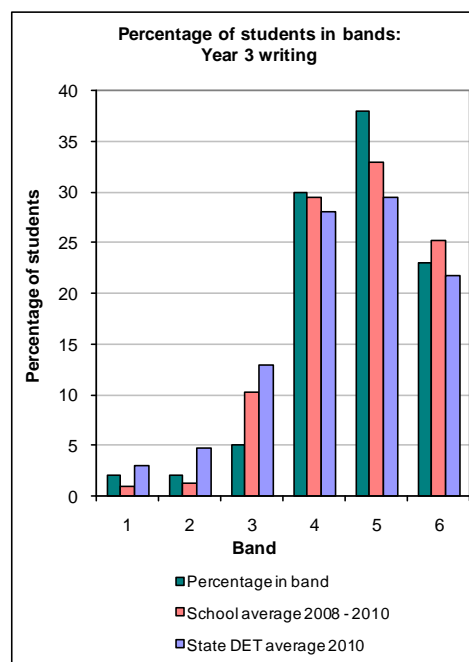
The achievement scale represents increasing levels of skills and understandings demonstrated in the assessments. In Year 3 this scale moves from Band 1 to Band 6. In Year 5 this scale moves from Band 3 to Band 8.

Literacy – NAPLAN Year 3

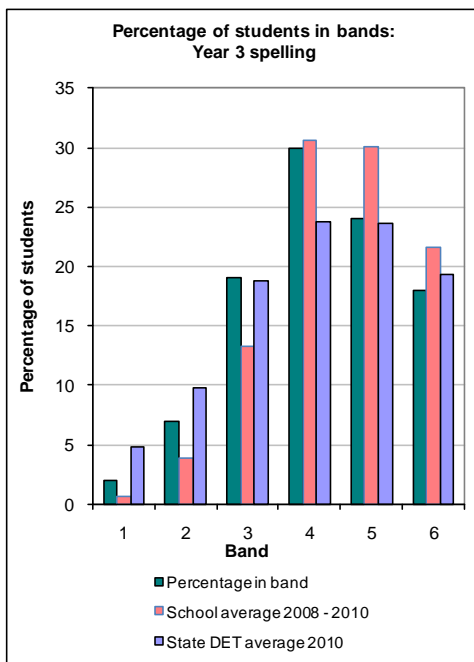
In 2010, 100 students sat the NAPLAN literacy test and continued to perform very well in comparison with students across the state. Results for girls were better than boys in all strands except reading. Students achieved results above state averages in all strands except spelling. School development will continue to focus on the areas of spelling and writing.



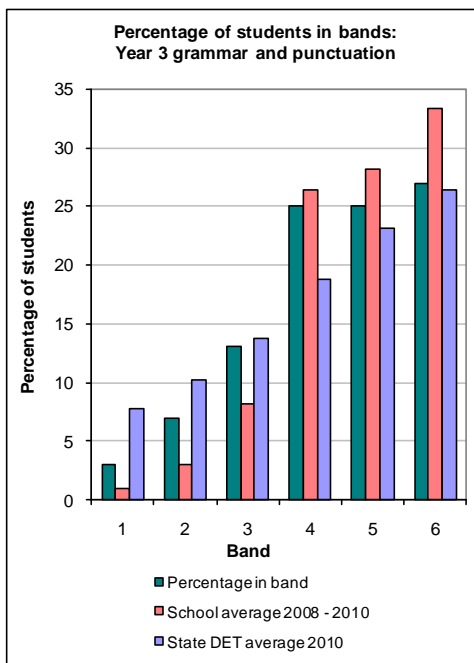
In reading 52% of students were placed in the top two bands compared to 48% for the state. With over half the students in the top two bands, the focus for 2011 will be to address the needs of students in the lower bands.



In writing 91% of students were placed in the top three bands compared to 83% for the state. Analysis of results will help us support the needs of students in Bands 1, 2 and 3.



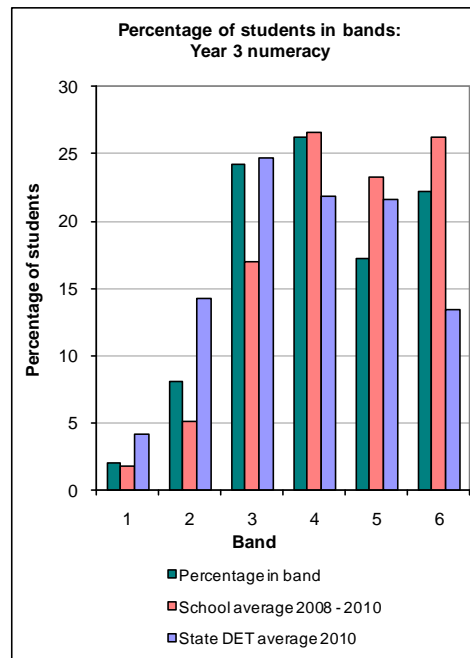
In spelling 72% of students were placed in the top three bands compared to 70% for the state. There is a need to further develop spelling programs to support students in the lower bands.



In grammar and punctuation 77% of students were placed in the top three bands compared to 73% for the state. There are a small number of students requiring support in this area.

Numeracy – NAPLAN Year 3

In 2010, 100 Year 3 students sat the NAPLAN test and continued to perform very well in numeracy in comparison with students across the state. The overall numeracy results saw 65% of students achieve results in Bands 4, 5 and 6 compared to the state average of 61%.



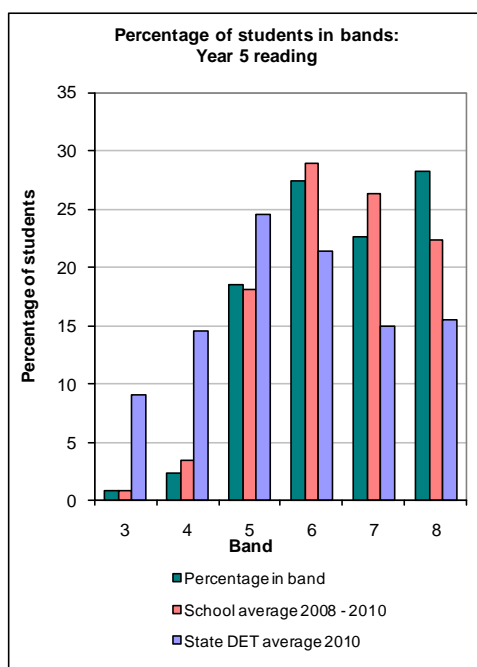
Our students achieved results above state averages in all aspects of numeracy, showing little difference in their performance between number, patterns and algebra, measurement, data, space and geometry. Results for boys were better than girls in all strands. A small group of students were placed in the bottom two bands and will receive learning support in 2011 to improve their numeracy skills.



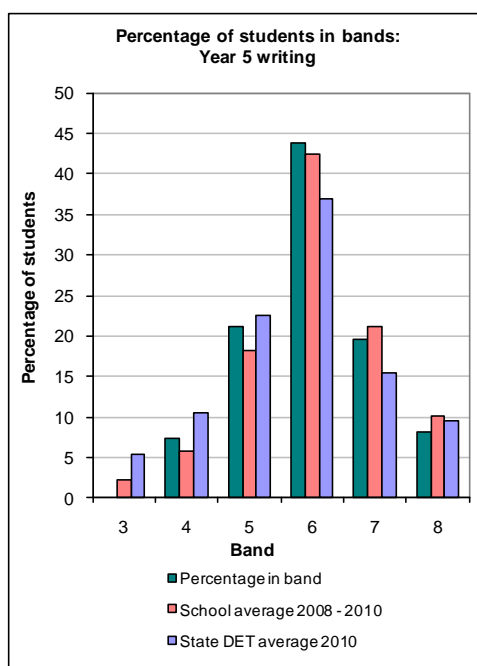
Working Mathematically

Literacy – NAPLAN Year 5

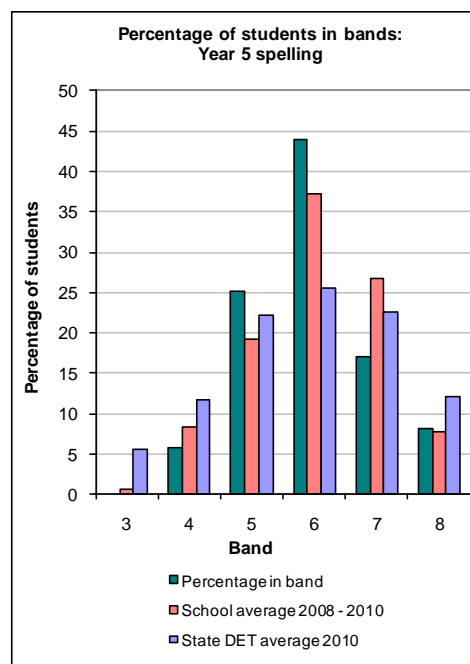
In 2010, 124 Year 5 students sat the NAPLAN literacy test and continued to perform very well. Results for girls were better than boys in all strands of literacy. Students achieved results above state averages in all strands. Staff will continue to focus on the areas of spelling and writing. A small group of students was placed in the bottom two bands and will receive learning support in 2011 to improve their literacy skills.



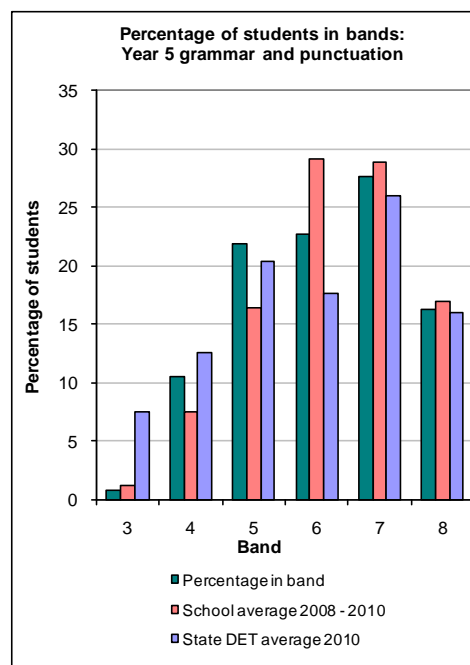
In reading 51% of students were placed in the top two bands compared to 33% for the state. Learning support will continue to target students in the lower bands.



In writing 51% of students were placed in the top three bands compared to 45% for the state. Support to develop boys writing will continue to be a focus.



In spelling 69% of students were placed in the top three bands compared to 63% for the state. Although no students performed in the lowest band, the number of students in Bands 4 and 5 indicated a need for a continued focus on developing spelling skills.

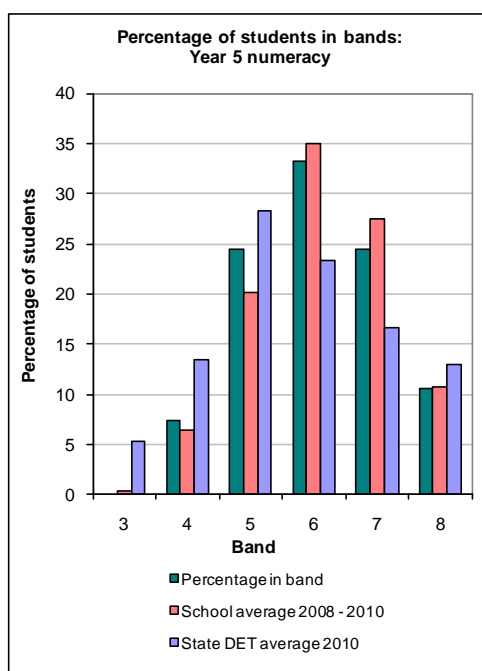


In grammar and punctuation 67% of students were placed in the top three bands compared to 63% for the state.

Numeracy – NAPLAN Year 5

In 2010, 124 Year 5 students sat the NAPLAN numeracy test and continued to perform well in comparison to state averages. The overall numeracy results saw 68% of students achieve results in Bands 6, 7 and 8 compared to the state average of 57%.

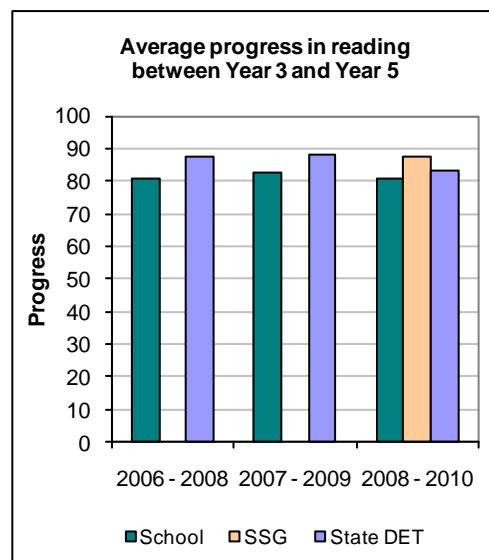
Our students achieved results above state averages in all aspects of numeracy, showing little difference in their performance between number, patterns and algebra, measurement, data, space and geometry. Results for boys were better than girls. A small group of students was placed in the bottom two bands and will receive learning support in 2011.



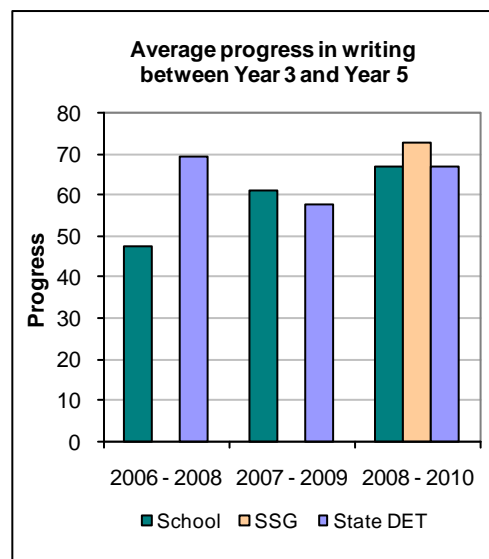
Reading superheroes

Progress in literacy

NAPLAN assesses student growth between Year 3 and Year 5. In reading the average growth for students was 79.3 compared to 83.7 for the state. 58.4% of students achieved expected growth. Growth for boys and girls was similar.

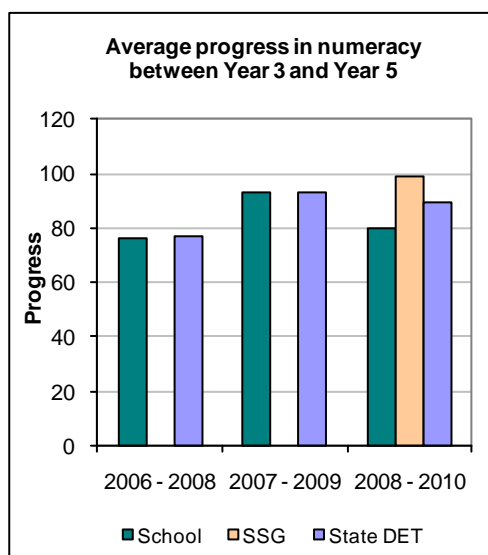


The average growth for students in writing was 67.3, the same as the state. 57.1% of students achieved expected growth. Growth for boys was greater than girls.



Progress in numeracy

NAPLAN assesses student growth between Year 3 and Year 5. The average growth for students was 78.1 compared to 89.6 for the state. In numeracy 61% of students achieved the expected growth. Boys achieved greater growth than girls. Strategies to support girls' numeracy will continue to be a focus for 2011.



Minimum standards

The Commonwealth Government sets minimum standards for reading, writing, grammar and punctuation, spelling and numeracy for years 3, 5, 7 and 9.

The performance of the students in our school in the National Assessment Program – Literacy and Numeracy is compared to these minimum standards. The percentages of our students achieving at or above these standards are reported below.

Percentage of Year 3 students in our school achieving at or above the minimum standard in 2010

Percentage of Year 3 students achieving at or above minimum standard			
Reading			98
Writing			98
Spelling			98
Punctuation and grammar			97
Numeracy			98

Percentage of Year 5 students in our school achieving at or above the minimum standard in 2010

Percentage of Year 5 students achieving at or above minimum standard			
Reading			99
Writing			100
Spelling			100
Punctuation and grammar			99
Numeracy			100

Significant programs and initiatives

Aboriginal education

Newport Public School is committed to promoting the educational achievements of Aboriginal students and to enhancing the knowledge and understanding of all students about Aboriginal Australia. Our school ensures that Aboriginal perspectives are included in appropriate units of work across all key learning areas, promoting a greater understanding of Aboriginal culture, history and contemporary life.



NAIDOC week was celebrated this year through a special assembly and classroom activities highlighting aspects of Aboriginal Culture. As part of the Peninsula Community of Schools initiative, Newport students raised funds to support the Ian Thorpe Foundation for Youth providing literacy backpacks to Aboriginal students in remote areas of the Northern Territory. We also supported the Koori Kids Foundation by selling wrist bands and pencil packs. Vouchers from the Coles Sports program were donated to remote Aboriginal schools in Northern Territory providing much needed sports equipment.

Multicultural education

Multicultural education influences all areas of the curriculum, as it builds the knowledge, skills and attitudes required for our culturally diverse society. Students learn about other cultures and celebrations around the world, developing an understanding and respect for others values.

Our Punchbowl Exchange program once again supported students' understanding and respect of other cultures. Year 4 students from Newport and Punchbowl exchanged letters and emails throughout the year and visited each others' schools in Term 2 and Term 4. In our visit to Punchbowl Newport students were involved in a

wide range of language classes, some of the many activities that broadened our students' view of different schools and communities. Tolerance and acceptance of diversity are actively promoted through this program.



Punchbowl visit at the beach

Respect and responsibility

This year members of our staff were trained in the Positive Behaviour Engaging Learners (PBEL) Program. A team of staff members has worked throughout the year to implement this program within the school. The aim of the program is to positively support students and staff in the areas of welfare, discipline and student achievement. We developed a new school code in collaboration with staff, students and parents. The Newport Code of Cooperate, Achieve, Respect and Engage (CARE) replaces the former school rules. The code is incorporated into classroom and whole school practices and establishes a consistent approach throughout the school. Specific lessons on what the school code means in terms of student expectations will commence in 2011 and it will be incorporated into our reward system.

Student Parliament

In 2010, Newport Public School provided many formal leadership opportunities for students. The students in formal leadership positions had the opportunity to develop their skills by participating in a range of programs. The School Captains took part in the regional Leadership Camp and joined the Vice Captains in the Peninsula Community of Schools Leadership Program. The Parliament Ministers and House Captains went to the Young Leaders Day at the Entertainment Centre.

Throughout 2010 the School Parliament meetings were held three times a term. School Parliament is a forum that provides the student body a voice in the management and organisation of the school. The successful motions that were implemented this year were: fundraising events to raise money for the Cancer Council, underprivileged children in Nepal and for books for the new school library; to improve the back play area by laying synthetic grass; and to have garbage bins more accessible in all parts of the playground.

The House Captains did an outstanding job at all the school sporting carnivals, organising house relay teams and boosting team moral with a variety of songs and chants.

Those students involved in formal leadership roles this year have represented Newport Public School in a mature and diligent way. They should be proud of their efforts and the leadership skills they have developed.

Peninsula Community of Schools

Throughout 2010 our students participated in a number of programs. Our student leaders took part in the PCS Young Leaders Program during Term 1, developing many valuable skills to use in their leadership roles at school.



Students participated in the PCS Choir and annual Music Festival. The PCS has a strong focus on providing students with new experiences in technology, including students from Kindergarten to Year 2 working with Bee Bots, Year 3 and 4 students using Probots and Year 5 and 6 students using NXT's as part of the Robotics Program. Students took part in PCS competitions including

the Scarecrow Building competition, the PCS Calendar competition and the Environmental Poster Design competition.

In collaboration with Macquarie University, Year 6 students worked in partnership with Year 9 Barrenjoey High School students to study biodiversity using mobile technology. Students from Year 4 and 5 took part in a sci-fi writing enrichment program.



Staff participated in professional learning provided by the PCS including a school development day session focusing on Aboriginal Education with special guest speakers Ian Thorpe, Jack Bancroft and Jeff McMullen. Regular afternoon professional learning sessions were held each term to support staff in a variety of areas including technology, differentiating the curriculum and student welfare.

Reading Recovery

The Reading Recovery program provides special help to students in Year 1 to become better readers. Throughout the year selected students have received daily individual lessons with Mr. Franki. Children took part for approximately twenty weeks depending on their progress. This program has been successfully supporting young readers at our school for a number of years.

Learning Assistance Support

During 2010 the P&C Association and the school funded a teacher four days per week (\$52,000) to support students experiencing difficulty with learning. Additional literacy and numeracy support was provided to 108 students at Newport Public School. The MULTILIT reading program was introduced this year. Our Grandfriends Tutors were also trained in the MULTILIT program.

These dedicated women worked every Thursday to assist children with special reading needs.

An active Learning Support Team reviewed individual students' learning needs and determined how these needs could be best met through available school programs.

Gifted and Talented

Newport Public School continues to cater for gifted students by cluster grouping of students. This involves placing a small group of gifted or talented students in one class in a grade. Teachers of these classes were once again supported in a variety of ways by Mrs. Lomas. Team teaching, planning and evaluation of lessons in thinking skills and mathematics enabled them to extend the cluster group.

Our P&C Association continued to fund the Gifted and Talented program (\$13,000). Students from Year 1 to Year 6 were involved in the Gifted and Talented support program. Teachers in Year 1 were supported in their planning and implementation of mathematics lessons. These teachers met with Mrs. Lomas each week to plan and evaluate activities that would challenge a range of students. The Year 2 cluster teacher worked with Mrs. Lomas all year to differentiate learning experiences for students. The cluster group for Year 3 and 4 were in a composite class taught by Mrs. Lomas. The Year 5 and 6 students were withdrawn from class to solve the Applied Technology problem in the NSW Tournament of Minds Competition. The Year 4 withdrawal group conducted individual research on an inventor, presenting their research, in character, at the Invention Convention. Stage 3 students needing extension in mathematics entered into, and were supported through, the rigorous 16-week Mathematics Enrichment Challenge.



Invention Convention

Progress on 2010 targets

Target 1

To further enhance student achievement in literacy.

Our achievements include:

- Year 5 boys have improved 12 scale scores from 2009 NAPLAN in Writing, and are 9 scale scores above state average growth in 2010 NAPLAN Writing;
- in Year 5 NAPLAN tests the school mean scores were above the state in writing, reading, and grammar and punctuation;
- in Year 3 NAPLAN tests the school mean scores were above the state in writing, reading, spelling and grammar and punctuation;
- the implementation of a Spelling scope and sequence from Kindergarten to Year 6;
- use of common assessment tasks in writing and spelling utilising marking rubrics, enhanced the systematic and explicit teaching of both writing and spelling;
- Kindergarten Best Start data indicated significant progress in students' literacy skills of students;
- continued implementation of Jolly Phonics, successfully developing early literacy skills;
- implementation of Jolly Grammar to provide ongoing support for students' literacy development into Year 1;
- professional learning for staff targeting the teaching of sentence structure, complex grammar and the explicit teaching of spelling;
- professional learning for staff targeting effective feedback to students in their writing;
- the implementation of MULTILIT reading program to support students experiencing difficulty with reading;



- the ongoing purchasing of quality resources to support class literacy programs;
- the implementation of monthly Young Writers' Awards to showcase quality writing across the school; and
- the increased use of technology to support class literacy programs.

Target 2

To further enhance student achievement in numeracy.

Our achievements include:

- in Year 5 NAPLAN test the school mean scores were above the state in overall Numeracy as well as the strands of Data, Measurement, Space and Geometry and Number, Patterns and Algebra;
- in Year 3 NAPLAN test the school mean scores were also above the state in overall Numeracy as well as the strands of Data, Measurement, Space and Geometry and Number, Patterns and Algebra;
- common assessment tasks, based on the quality teaching framework, promoted students skills in working mathematically;
- professional learning for staff supported teachers' ability to differentiate the maths lesson to cater for the different needs of students;
- Kindergarten Best Start data indicated significant progress in the numeracy skills of students;
- continued purchase of resources to support teaching and learning programs; and
- the increased use of technology to support class maths programs.



Practical maths activities


Key evaluations

It is a requirement for all NSW public schools to conduct at least two annual evaluations – one related to educational and management practice and the other related to curriculum. In 2010 our school carried out evaluations of Personal Development, Health, Physical Education curriculum area and Technology and its integration across the school.

Educational and management practice - Technology

Background

Over the past three years, the roll out of computers through the Government's T4L program has been used to maintain two computer rooms which have long been established at Newport. This has enabled all students to access a computer for two forty-five minute lessons each week. In addition to this, the school has invested a considerable amount of funds on purchasing and installing 23 interactive whiteboards (IWBs).



To assist in our planning for future directions it was necessary to evaluate the effectiveness of the implementation of IWBs on teaching and learning and the current arrangement of computer resources throughout the school. We gathered feedback from parents, students and staff through an electronic survey.

Findings and conclusions

- 100% of parents were aware of the implementation of IWBs in the classrooms and the use of computer technology at school. 93% believed that the use of IWBs in the classroom enhanced the curriculum, engaging and motivating the children and providing access to information.
- Specific questions were included at the end of the Technology survey to gather data on home access to the internet, parent knowledge of the concept of cyber bullying and related school policies. 100% of respondents were

familiar with the term cyber bullying but were less sure of the school's processes for addressing the issue.

- 95% of students enjoyed lessons which involved using the IWB. 74% of students reported that they found the lessons more interesting and 67% said that using the IWB helped them to understand a new idea.
- Students reported movie making, communicating with others, researching and preparing presentations as some of the teaching/learning experiences they engage in during their computer time.
- 90% of staff with an IWB described the level of impact on their teaching as good or excellent and 92% of staff surveyed agreed that the IWBs engage and motivate students.
- Teachers reported using information and communication technologies (ICT) across all Key Learning Areas with a majority of teachers being at an intermediate or advanced level in their use of word processing, spreadsheet and IWB programs. All teachers expressed positive attitudes towards increasing their level of skill and knowledge.



Future directions

- A Newport ICT Integration Guide will be revised for implementation from K-6.
- Funding will continue for a technology mentor to work with classes.
- Additional IWBs will be purchased and installed in classrooms. This has implications for future professional learning.
- Information sessions on cyber bullying for parents and students to be held. Our Anti-bullying policy be reviewed and cyber safety explicitly taught from Kindergarten to Year 6.
- A comprehensive three year ICT plan will be developed, addressing network, hardware and professional learning needs.
(See Target 3, page 18)

Curriculum - Personal Development, Health, Physical Education

Background

This year PDHPE was evaluated as part of the annual cycle of curriculum evaluation. Feedback was sought from students, staff and parents using surveys and a parent forum. Once the information was collated, the data was analysed and future directions were identified.

Findings and conclusions

- Staff and parents felt PDHPE was a valuable part of the curriculum.
- Students reported that all areas in personal development and health were covered well in their lessons. They enjoy P.E lessons and the selection of sports offered.
- Staff felt that they taught child protection, drug education, anti-bullying and health well. They reported that personal development and health are large areas to cover and they had difficulty covering all aspects effectively.
- Parents reported that they were happy with the dance programs run within the school although they would like to see more involvement of boys. They believe the new school code to be very positive.
- Parents felt that they would benefit from more information about the PDHPE units of work that are being taught.

Future directions

A whole school plan for the implementation of personal development and health will be developed and topics being covered throughout the year communicated to parents. Cyber bullying information sessions will be conducted for students and parents. Extra resources will be purchased to support the teaching of this Key Learning Area.



Parent, student, and teacher satisfaction

In 2010 the school sought the opinions of parents, students and teachers about the school. Results indicated a high level of satisfaction within our school at all levels. Common aspects identified by most parents surveyed included the professional, friendly and caring staff, the open and welcoming nature of the school and the variety of opportunities available for children. Staff indicated a strong satisfaction with the school's working environment, identifying staff collegiality and team work as special features. Teachers value collaborative planning time for teaching and learning. Students overall felt very pleased with the school. They were particularly happy with the range of additional extra-curricular programs and opportunities which they were able to access. Areas identified to address in 2011 included the provision of additional interactive whiteboards, information on cyber bullying and concerns about homework.

Professional learning

Professional learning of staff is recognised as a major contributing factor to improving learning outcomes for students. In 2010 all staff participated in a variety of professional learning activities throughout the year. Whilst some professional learning occurs during school time, a significant amount takes place after school and on school development days.

During 2010 \$38053 was spent on the professional development of staff. This professional learning related to the school's targets and priorities and the needs of the staff and included:

- staff participation in PCS professional learning activities including Aboriginal Education, technology, differentiating the curriculum, and support for early career teachers;
- support for curriculum implementation in the areas of writing, spelling, boys' literacy, mathematics and technology;
- the implementation of the Team Leadership for School Improvement program, designed to enhance literacy and numeracy outcomes for students; and
- regular grade planning sessions to develop consistency in curriculum delivery and student assessment across every grade.

School development 2009 – 2011

Newport Public School has a well developed 2009–2011 Strategic Plan based on a thorough evaluation and planning cycle that includes students, staff and parents. The priority of this plan is to support student learning through engagement with the curriculum and the continued development of quality teaching practices.

Targets for 2011

Target 1

To further enhance student achievement in literacy.

Strategies to achieve this target include:

- the continued implementation of the whole school spelling program, focusing on systematic and explicit teaching strategies;
- the implementation of systematic and explicit teaching strategies in all aspects of writing.
- a focus on developing sentence structure and complex grammar in texts;
- the development of effective assessment strategies and feedback to students about their learning in all aspects of writing;
- the implementation of differentiation strategies to cater for needs of all students;
- continued implementation of early literacy strategies (Best Start, Jolly Phonics, Jolly Grammar); and
- the use of digital resources to support learning.

Our success will be measured by:

- 95% of students achieving desired syllabus outcomes in writing, spelling and grammar.
- 5% increase in students achieving results in the top two bands for writing, spelling and grammar and punctuation in NAPLAN assessments.
- 90% of boys achieving desired syllabus outcomes in Writing
- Improvement in student growth from Year 3 to Year 5 (evidenced in NAPLAN results)

Target 2

To further enhance student achievement in numeracy.

Strategies to achieve this target include:

- the review and implementation of a scope and sequence of learning based on the NSW Mathematics syllabus;
- provision of professional learning in the structure of a “quality” mathematics lesson;
- the differentiation of teaching and learning activities in mathematics;
- application of Working Mathematically strand to all areas of mathematics
- implementation of strategies to engage and support all learners
- inclusion of Quality Teaching elements: deep knowledge and connectedness, in all lessons
- the development of effective assessment strategies and feedback to students about their learning
- the ongoing implementation of Go Maths and DET Support documents to provide consistency in instruction
- the use of digital resources to support learning
- improved communication to parents through parent information sessions

Our success will be measured by:

- 95% of students in all grades achieving desired syllabus outcomes in mathematics
- 5% increase in students achieving in the top two bands in NAPLAN tests
- Improvement in student growth from Year 3 to Year 5 (evidenced in NAPLAN results)



Year 2 measuring volume

Target 3

To expand the integration of technology in teaching and learning programs to further enhance quality teaching.

Strategies to achieve this target include:

- implementation of a K-6 ICT Integration Guide to support new skills being embedded in teaching and learning programs;
- provision of professional learning for staff to support the Integration Guide;
- provision of professional learning to develop teacher capacity in the use of information communication technologies (ICT);
- expansion of the teacher mentoring program;
- information seminars on cyber safety presented to students, staff and parents;
- a review the school's anti-bullying program to incorporate cyber safety and netiquette; and
- development of a comprehensive 3 year information and communication technology (ICT) plan.

Our success will be measured by:

- successful development and implementation of the School Technology Plan;
- staff using the Integration Guide for teaching/learning programs;
- increased use of technology by students and teachers in the areas of inquiring, creating and communicating with ICT; and
- students' learning enhanced by access to a wide range of technological learning options.



Teaching shapes using IWB Technology

About this report

In preparing this report, the self-evaluation committee has gathered information from evaluations conducted during the year and analysed other information about the school's practices and student learning outcomes. The self-evaluation committee and school planning committee have determined targets for the school's future development.

Margaret Charlton	Principal
Natalie Baldi	Deputy Principal
Trudy Alcorn	Assistant Principal
Laurinda Lomas	Assistant Principal
Tom Davidson	Assistant Principal
Donna Dias	Assistant Principal
Sue Brandenburg	Teacher
Greg Moran	Teacher
Nicola Elliott	Teacher
Simonne Kusturin	Parent
Justine Milligan	Parent
Sherri Butler	Parent
Bronwyn Loudon	Parent

School contact information

Newport Public School

Stuart Street, Newport 2106

Ph: 9999 3588

Fax: 9979 6928

Email: newport-p.school@det.nsw.edu.au

Web: www.newport-p.schools.nsw.edu.au

School Code: 2740

Parents can find out more information about Annual School Reports, how to interpret information in the reports and have the opportunity to provide feedback about these reports at: <http://www.schools.nsw.edu.au/asr>



The end of a great 2010



Congratulations Mrs. B for your service to Sport.

